

EC type batteries are made in AGM technology and are constructed by plates, separators, safety valves and a container. Since the electrolyte is held by a glass-mat separator and plates, the batteries can be used in any chosen position without the risk of leakage. EC type batteries have a pressure relief valves that allows safe dispersal of any excess pressure inside the cell (VRLA). EC type batteries have been designed for cycle use (repeated cycles of discharging/charging). They last for up to 80% more cycles than EP type batteries. These batteries are perfect as a source of autonomous power supplies in all types of mobile and portable appliances.



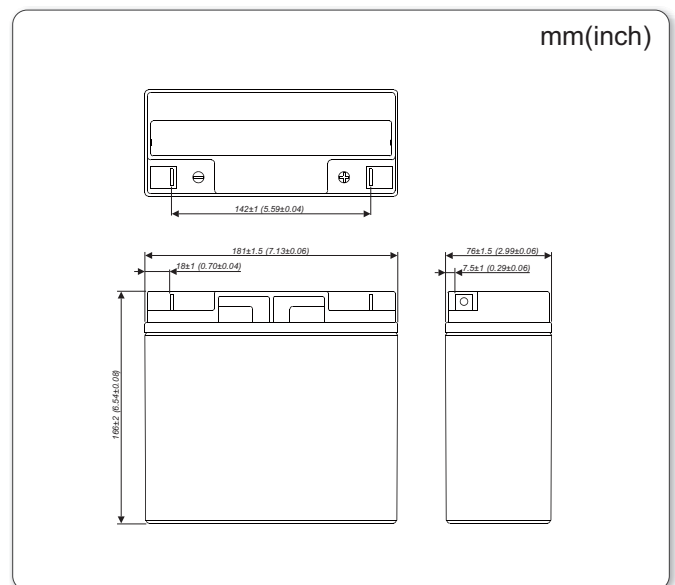
TECHNICAL DATA

Nominal voltage	12 V	
Nominal capacity	17 Ah / C ₂₀	
Cell per unit	6	
Technology	AGM	
Design life	6~9 years @ 20°C*	
	5 years @ 25°C	
Dimensions	height	166,0 mm
	length	181,0 mm
	width	76,0mm
Weight	~6,20 kg	
	Capacity @ 25°C	
Capacity @ 25°C	20h 850mA @1,75V/cell	17,00 Ah
	10h 1620mA @1,75V/cell	16,20 Ah
	5h 2890mA @1,75V/cell	14,45 Ah
	1h 10590mA @1,60V/cell	10,59 Ah
Ambient nominal temperature range	charge	0°C ~ 40°C
	discharge	-20°C ~ 50°C
	storage	-20°C ~ 40°C
Internal resistance	@ fully charge battery	≤16 mΩ
Charging voltage @ 20°C	standby use	13,5V to 13,8V (-18 mV/°C)
	cycle use	14,4 V to 15,0V (-24 mV/°C)
Charging current	recommended	1,7 A
	maximum	5,1 A
Maximum discharge current (for 5 sec)	255 A	
Capacity retention during storage @ 20°C (self discharge)	after 1 month	97 %
	after 6 months	80 %
	after 12 months	63 %
Container material	standard	ABS UL 94-HB
	optional	ABS UL 94-V0**
Terminal	bolt fastened terminal	B1
Terminal hardware initial torque	2,5 Nm	

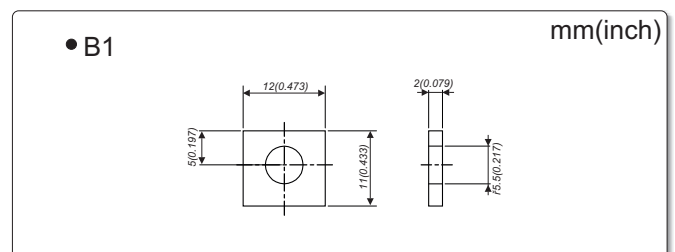
APPLICATIONS

- uninterruptible power supplies (UPS)
- emergency lighting systems
- telecommunication PABX
- cash registers and fiscal printers
- fire and security systems
- wheelchairs, golf-carts
- electric vehicles
- solar powered systems
- lawn mowers
- electrical bicycle
- mobile and portable equipment – cycle use
- measuring devices
- fishing lights

DIMENSIONS



TERMINALS



*) - According to Eurobat (General Purpose group) **) - Flame-retardant

NO TRANSPORT RESTRICTED

Not restricted for air, surface and water transport. Classified as non-hazardous material (IATA/ICAO Special Provision A67, DOT-CFR Title 49 parts 171-189, IMDG amendment 27)

DISCHARGE CHARACTERISTICS

• Constant current (Current [A], 25[°C] / 77[°F])

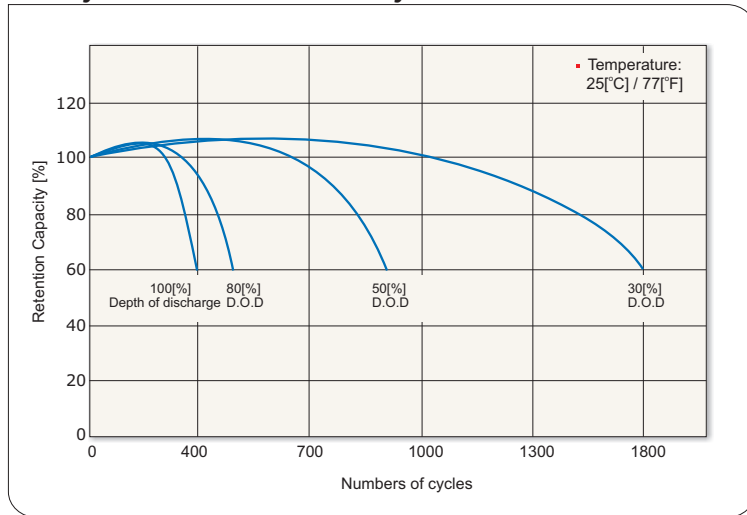
F.V. V/cell	Discharge time											
	5 min	10 min	15 min	30 min	1 hr	2hr	3hr	5hr	8hr	10hr	20h	
1,80	49,91	36,65	29,31	17,19	9,87	5,38	4,13	2,85	1,92	1,59	0,83	
1,75	58,81	39,70	30,69	17,85	10,16	5,51	4,21	2,89	1,95	1,62	0,85	
1,70	62,39	41,14	31,62	18,24	10,34	5,59	4,25	2,92	1,96	1,62	0,85	
1,65	65,32	42,11	32,36	18,50	10,49	5,65	4,29	2,93	1,97	1,63	0,86	
1,60	67,25	42,95	32,98	18,69	10,59	5,69	4,31	2,93	1,97	1,63	0,86	

• Constant power (Power [W/cell], 25[°C] / 77[°F])

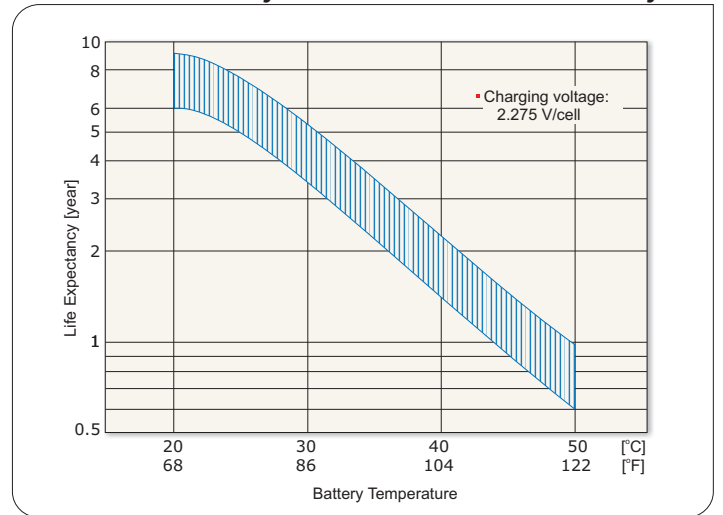
F.V. V/cell	Discharge time											
	5 min	10 min	15 min	30 min	1 hr	2hr	3hr	5hr	8hr	10hr	20h	
1,80	92,33	69,38	56,18	33,80	19,58	10,77	8,25	5,70	3,84	3,18	1,66	
1,75	106,8	75,17	58,82	35,10	20,15	11,03	8,42	5,78	3,90	3,23	1,70	
1,70	113,3	77,88	60,60	35,87	20,52	11,18	8,50	5,83	3,93	3,25	1,71	
1,65	118,7	79,73	62,02	36,38	20,80	11,30	8,58	5,87	3,95	3,26	1,71	
1,60	122,2	81,32	63,22	36,75	21,00	11,39	8,62	5,87	3,95	3,26	1,71	

F.V. - Final voltage

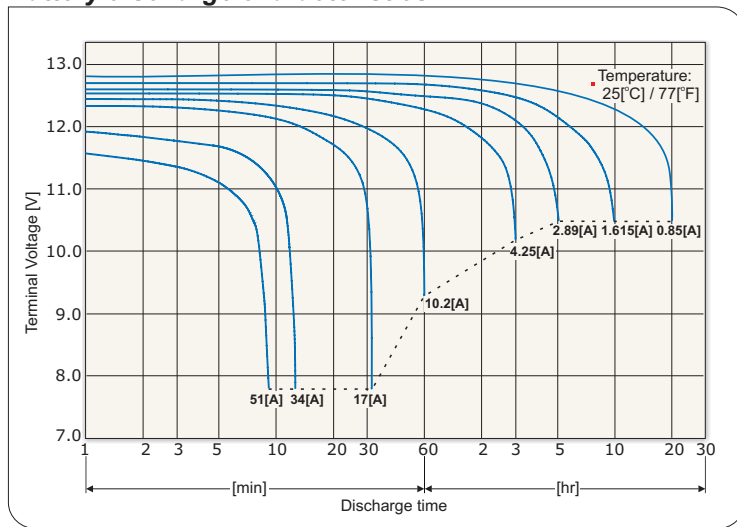
Battery life characteristics of cycle use



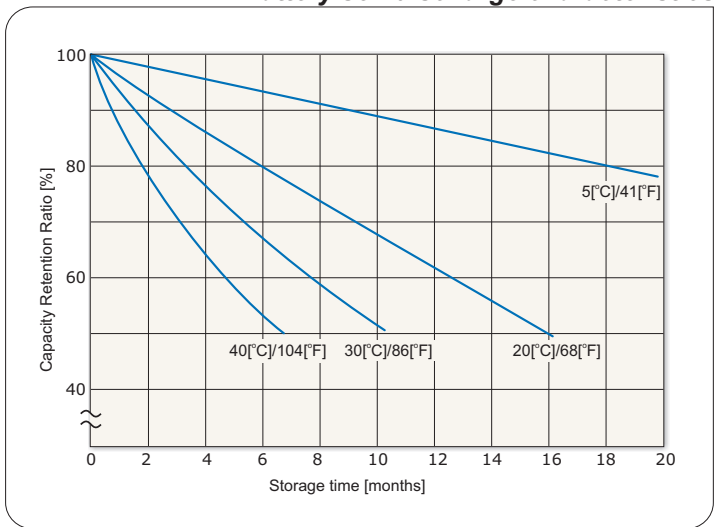
Battery life characteristics of standby use



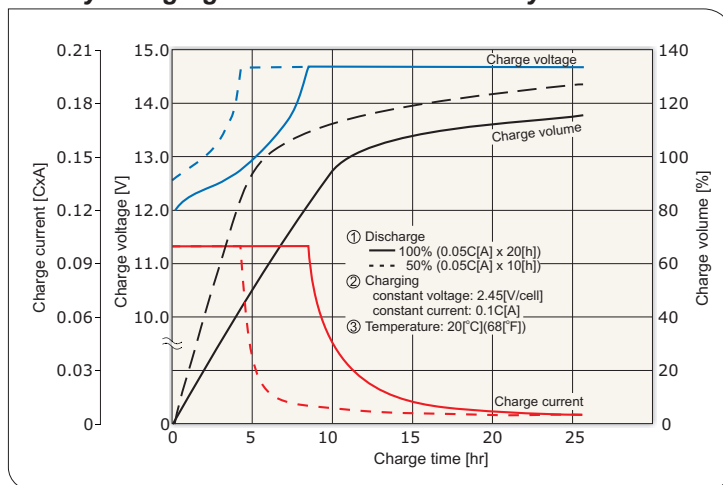
Battery discharge characteristics



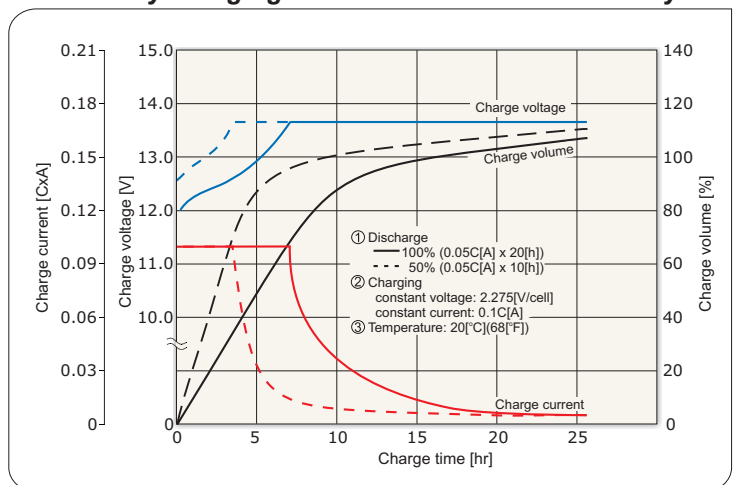
Battery self discharge characteristics



Battery charging characteristics for the cycle use



Battery charging characteristics for the standby use



Battery discharge current and final discharge voltage

Discharge current [A]	3.4 > I	3.4 ≤ I < 8.5	8.5 ≤ I < 17	17 ≤ I
Final discharge voltage [V/cell]	1.75	1.70	1.55	1.30



*) C - Capacity