

ACUMAX® sealed maintenance-free lead-acid battery AML series



AML 80-12

Sealed, maintenance free, lead-acid **ACUMAX®** batteries with a **10 - 12 years** designed lifetime are made in **AGM** technology - electrolyte is absorbed in highly porous fiber glass separators placed between the plates. They use a gas recombination cycle which prevents electrolyte loss and allows the batteries to be used in rooms without forced ventilation, that are occupied by people. One-way, self-regulating pressure relief valves prevent the case from blowing up, by preventing excessive buildup of pressure in the cells.

- uninterruptible power supplies
- telecom power supply systems
- telecommunication PABX
- power station
- fire and security systems
- solar powered systems
- emergency lighting systems
- cable TV

Technical data

Nominal voltage	12 V
Nominal capacity	80 Ah/ C ₂₀
Design life	8 years @ 25°C 10-12 years @ 20°C according to Eurobat, Long Life group
Weight	~ 24.2 kg
Dimensions	
Height	207 mm
Length	260 mm
Width	170 mm
Internal resistance	≤ 5 mΩ
Charging voltage @ 25°C	
Standby use	13,65 V ± 0,18 V
Cykle use	14,70 V ± 0,30 V
Charging current	
Recommended	8 A
Maximum	24 A
Max. discharge current (5s)	960 A
Container material	
Standard	ABS UL 94-HB
Optional (Flame-retardant)	ABS UL 94-V0

Battery approved for transportation by air, sea or land. Classified as non-hazardous material: *IATA/ICAO Special Provision A67, DOT-CFR Title 49 parts 171-189, IMDG amendment 27.*

Constant current discharge (Current [A], 25 [°C] / 77 [°F])

U _k [V/cell]	Discharge time										
	5 min	10 min	15 min	30 min	1h	2h	3h	4h	5h	10h	20h
1,80	178	112	90,5	63,2	38,6	20,2	15,8	12,9	11,8	7,53	3,94
1,75	214	143	109	72,6	41,5	22,4	17,4	13,9	12,6	7,62	4,00
1,70	245	167	124	79,4	43,3	23,9	18,4	14,7	13,1	7,69	4,03

Constant power discharge (Power [W/cell], 25 [°C] / 77 [°F])

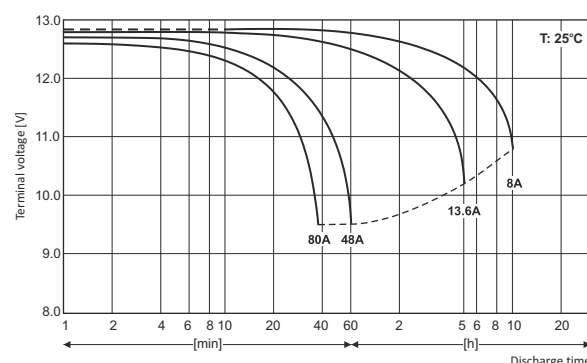
U _k [V/cell]	Discharge time										
	5 min	10 min	15 min	30 min	1h	2h	3h	4h	5h	10h	20h
1,75	491	346	272	195	122	67,8	48,6	37,5	30,8	15,8	8,07
1,70	521	368	301	200	125	69,4	49,8	38,3	31,2	16,0	8,15
1,67	537	379	308	201	126	70,1	50,2	38,6	31,4	16,0	8,20

U_f - Final voltage

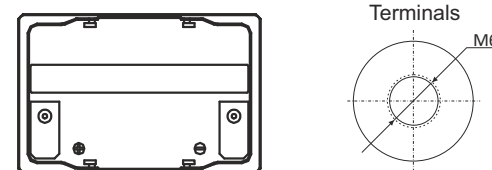
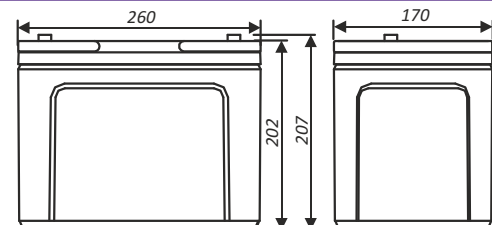
Main applications

- marine
- golf-carts, wheelchairs
- mobile and portable equipment
- medical equipment

Discharge characteristics



Dimensions



Tolerance: +/- 2mm;

